

ROBO GLOBAL® ROBOTICS & AUTOMATION INDEX

JUNE 24, 2019

THE ROBO OPPORTUNITY

Robotics, Automation, and Artificial Intelligence (RAAI) is one of the most compelling investment opportunities of the 21st century. Daily media coverage of intriguing and widely adopted advancements in robotics attracts widespread interest in how these technologies are impacting our daily lives. Yet few investors are aware of the vast scope of RAAI and how its growth is accelerating across the supply chain.

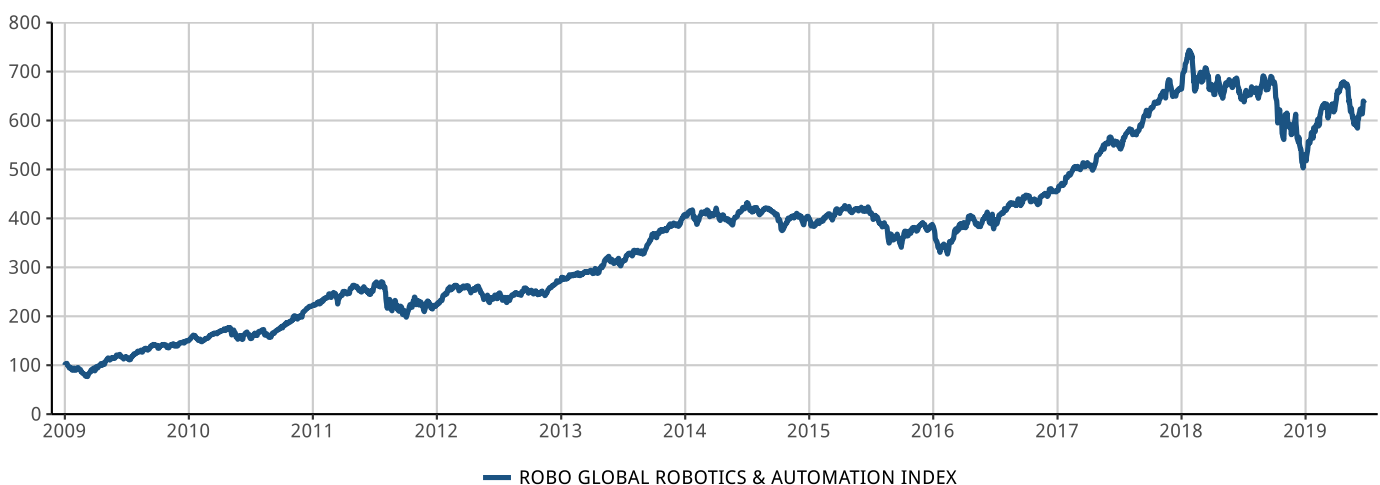
RAAI technologies are already disrupting nearly every industry in every geography, creating a swift transition to an “automate or fail” economy that is dictating the success or failure of corporations large and small. Still in its infancy, this multi-decade transition to a world in which automation and technology are applied to all industries, markets, and geographies is positioned to provide a unique opportunity for today’s forward-thinking investor.

THE ROBO GLOBAL® ROBOTICS & AUTOMATION INDEX

The ROBO Global® Robotics & Automation Index was first to market in August 2013 with the objective of providing investors with a comprehensive, transparent, and diversified benchmark that represents the global value chain of robotics, automation, and enabling technologies.

Performance Chart¹

The ROBO Global® Robotics & Automation Index Performance - Rebased 100 = January 2009



¹The index liquidity filter was modified in June 2017 as per the published index guidelines at www.roboglobal.com, the data shown is derived from the published index values. Prior to 2 August 2013, the data is based on simulated back-tested data.

Monthly Performance

	Jan	Feb	Mar	Apr	May	Jun	Jul	Aug	Sep	Oct	Nov	Dec	YTD
2019	11.26%	6.41%	-0.08%	7.51%	-12.75%	8.03%							19.88%
2018	9.58%	-5.29%	-2.32%	-3.30%	2.40%	-2.99%	1.89%	4.66%	-1.93%	-13.16%	1.66%	-11.33%	-20.27%
2017	6.46%	3.32%	2.13%	3.05%	4.65%	-0.89%	5.70%	1.85%	5.03%	5.17%	3.09%	-0.94%	45.80%
2016	-10.37%	3.80%	9.55%	1.58%	1.06%	-1.60%	6.19%	1.45%	5.00%	-2.41%	2.32%	2.02%	18.64%
2015	-2.70%	5.21%	0.86%	0.81%	0.27%	-1.73%	-5.01%	-5.76%	-5.63%	9.37%	2.58%	-1.20%	-3.97%
2014	-2.26%	3.83%	0.02%	-4.15%	1.30%	6.00%	-1.87%	0.46%	-3.94%	-0.77%	1.35%	-1.46%	-1.97%
2013								-2.20%	11.92%	2.74%	3.72%	4.60%	22.00%

Key Statistics²

	6 Mos.	1 Year	Since 2002
Performance (eff.)	24.45%	-1.28%	1423.57%
Performance (p.a.)			17.96%
Volatility	17.40%	18.58%	17.05%
Sharpe Ratio		-0.19	0.91

²including back-tested data prior to 2 August 2013

Fundamentals³

P/E	25.17
P/E NTM	23.00
P/B	3.82
EV/Sales	3.52
P/Cash Flow	25.16

³ Fundamentals are updated on a daily basis. The calculation is based on the median.

METHODOLOGY

The index methodology follows a modified equal weighting scheme and rebalances on a quarterly basis to more effectively respond to and capture changes in the technological and competitive landscapes while maintaining critical diversification. Including more than 80 stocks across 12 subsectors in 15 countries, the index is built to minimize risk by limiting reliance on the largest-cap players, and to capture the growth of rapidly developing robotics and automation companies around the globe.

Index Facts

Go Live Date	2nd August 2013
Index Components	88
Bellwether Companies (BW)	26
Non-Bellwether Companies (NBW)	62
Eligible Universe	ROBO Global@ Industry Classification
Weighting	Equal weighting within BW (40%) and NBW (60%)

Rebalance Frequency	Quarterly
Calculation Frequency	Every 15 seconds 2.00am to 4.30pm ET
Dividend Treatment	Price and total return versions are available. The total return index is calculated with net dividends reinvested.
History Availability	Daily back to December 31st 2003
Base Value / Base Date	100 / December 31st 2003
Bloomberg / Reuters Ticker	ROBOTR Index / .ROBOTR

40% of the index is allocated to equally weighted "bellwether" companies (established leading players whose core business is directly related to Robotics and Automation) and 60% is allocated to equally weighted "non-bellwether" companies (those players with a distinct portion of their business and revenue in Robotics and Automation and that have the potential to grow through innovation and market adoption of their products and services). The 40/60 weighting results in each bellwether member having roughly twice the weight of each non-bellwether member. To respond to new entrants and maintain the desired diversification, the index rebalances on a quarterly basis.

Top 10 Holdings⁴

HIWIN TECHNOLOGIES CORP	1.72%
OCEANEERING INTERNATIONAL INC	1.71%
IPG PHOTONICS CORP	1.69%
FANUC CORP	1.62%
YASKAWA ELECTRIC CORP	1.62%

KEYENCE CORP	1.62%
ZEBRA TECHNOLOGIES CORP	1.62%
FARO TECHNOLOGIES INC	1.61%
FLIR SYSTEMS INC	1.61%
INTUITIVE SURGICAL INC	1.60%

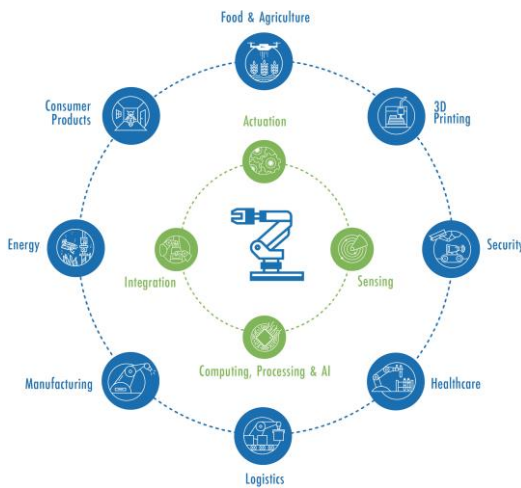
⁴Top 10 Holdings are updated on a daily basis.

COVERAGE TEAM

The coverage team incorporates full-time financial and research professionals supported by industry entrepreneurs and academic leaders who specialize in global developments across the robotics, automation, and artificial intelligence supply chain. The team, including more than 7 PhDs and some of the most highly respected robotic visionaries, works closely with our management team to identify early key industry trends and associated companies.

INDUSTRY CLASSIFICATION

In the absence of a benchmark industry classification system specific to this emerging industry, in 2013 we created the ROBO Global® Industry Classification for the investment and research community. To date, we have identified 12 sub-sectors of suitable product and technology maturity to the RAAI theme that carry high growth and earnings potential. On a regular basis, we screen our proprietary database of over 1,000 companies to identify those that are publicly traded, fit into our 12 sub-sectors, meet a minimum robotics revenue threshold, are positioned as technology and growth leaders and satisfy our ESG Policy.

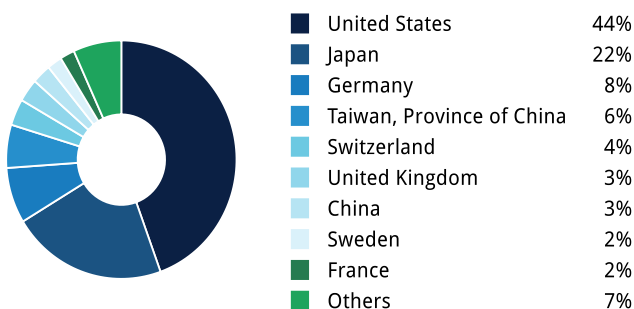


Application		50%
■ Manufacturing & Ind. Automation	15%	
■ Healthcare	11%	
■ Logistics Automation	10%	
■ Food & Agriculture	6%	
■ 3D Printing	3%	
■ Security	2%	
■ Energy	2%	
■ Consumer Products	2%	
Technologies		50%
■ Computing, Processing, & AI	20%	
■ Actuation	12%	
■ Sensing	11%	
■ Integration	7%	

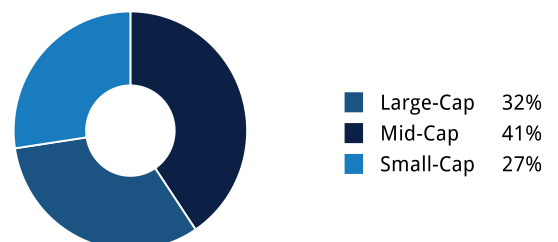
INDEX MEMBERS

Index members are identified from the ROBO Global® Industry Classification in accordance with predetermined rules and objective criteria, including minimum market capitalization and average daily value traded. The result is a unique mix of technology companies (offering products and services that enable robots to “think, sense, and act”) and applications companies (that deploy robotic and automation technology into a product, service, or manufacturing process to increase efficiency and productivity).

Geographic Breakdown⁵



Market Capitalization Breakdown⁵



⁵Charts are presented based on each company's daily weightings in the index.

GENERAL DISCLAIMER

Copyright © 2019 by ROBO Global, LLC. All rights reserved. ROBO Global® is a registered trademark of ROBO Global, LLC. ROBO Global, LLC is referred to as "ROBO."

Redistribution, reproduction and/or photocopying in whole or in part are prohibited without written permission. This document does not constitute an offer of services in jurisdictions where ROBO does not have the necessary licenses. All information provided by ROBO is impersonal and not tailored to the needs of any person, entity or group of persons.

The ROBO Global® Robotics and Automation Index and the ROBO Global® Robotics and Automation UCITS Index (the "Indices") are the property of ROBO who have contracted with Solactive AG to calculate and maintain the Indices. The Indices are not sponsored by Solactive AG or its affiliates. Neither Solactive AG, nor any of their affiliates will be liable for any errors or omissions in calculating the Indices. Closing prices for the Indices are calculated by Solactive AG based on the closing price of the individual constituents of the index as set by their primary exchange. Historical performance illustrations in the Indices are based on a backcast calculation. A backcast calculation can be materially different from a backtest analysis. Past performance of an index is not a guarantee of future results. The value of investments may go down as well as up and potential investors may not get back the amount originally invested. It is not possible to invest directly in an index. Exposure to an asset class represented by an index is available through investable instruments based on that index. ROBO makes no assurance that investment products based on the index will accurately track index performance or provide positive investment returns. A decision to invest in any such investment fund or other investment vehicle should not be made in reliance on any of the statements set forth in this document. ROBO is not in a position to give advice on the suitability of any investments for potential investors. Prospective investors are advised to make an investment in any such fund or other vehicle only after carefully considering the risks associated with investing in such funds, as detailed in an offering memorandum or similar document that is prepared by or on behalf of the issuer of the investment fund or other vehicle. Inclusion of a security within an index is not a recommendation by ROBO to buy, sell, or hold such security, nor is it considered to be investment advice.

It is not intended that anything stated in this factsheet should be construed as an offer or invitation to buy or sell any investment in any Investment Fund or other investment vehicle referred to in this website, or for potential investors to engage in any investment activity.

No Investment Fund or other investment vehicle based on the Indices is sponsored, promoted, sold or supported in any other manner by ROBO or Solactive AG (the "Index Parties") nor do the Index Parties offer any express or implicit guarantee or assurance either with regard to the results of using the Indices and/or an Index trademark or an Index price at any time or in any other respect. The Index Parties use their best efforts to ensure that the Indices are calculated correctly. Irrespective of their obligations towards the Company, the Index Parties have no obligation to point out errors in the Indices to third parties including but not limited to investors in, and/or financial intermediaries of, any Investment Funds or other investment vehicles. Neither publication of the Indices by Solactive AG nor the licensing of the Indices or an Index trademark by ROBO for the purpose of use in connection with any Investment Fund or other investment vehicle based on the Indices constitutes a recommendation by the Index Parties to invest capital in any such fund or investment vehicle nor does it in any way represent an assurance or opinion of the Index Parties with regard to any investment in such fund or investment vehicle.

These materials have been prepared solely for informational purposes based upon information generally available to the public from sources believed to be reliable. No content contained in these materials (including index data, ratings, credit-related analyses and data, model, software or other application or output there from) or any part there of (Content) may be modified, reverse-engineered, reproduced or distributed in any form by any means, or stored in a database or retrieval system, without the prior written permission of ROBO. The Content shall not be used for any unlawful or unauthorized purposes. ROBO and its third-party data providers and licensors (collectively "ROBO Parties") do not guarantee the accuracy, completeness, timeliness or availability of the Content. ROBO Parties are not responsible for any errors or omissions, regardless of the cause, for the results obtained from the use of the Content. The content is provided on an "as is" basis.

ROBO Parties disclaim any and all express or implied warranties, including, but not limited to, any warranties of merchantability or fitness for a particular purpose or use, freedom from bugs, software errors or defects, that the content's functioning will be uninterrupted or that the content will operate with any software or hardware configuration. In no event shall ROBO Parties be liable to any party for any direct, indirect, incidental, exemplary, compensatory, punitive, special or consequential damages, costs, expenses, legal fees, or losses (including, without limitation, lost income or lost profits and opportunity costs) in connection with any use of the Content even if advised of the possibility of such damages. ROBO Parties and their respective employees, affiliates and partners hereby exclude, to the extent permitted by applicable law, all liability in connection with the use of this factsheet.